



District Report Card: 2017


State: Tamil Nadu	District: Madurai
Class: 8	Subject: Language
Schools: 50	Students: 1226


Participation/Coverage


Students

 GENDER	Boys		Girls	
	Number	%	Number	%
	549	44.78	677	55.22

 AREA	Rural		Urban	
	Number	%	Number	%
	603	49.18	623	50.82

 CATEGORY	SC		ST		OBC		GEN	
	Number	%	Number	%	Number	%	Number	%
	208	16.97	6	0.49	954	77.81	58	4.73

 CWSN	LD	VI	HI	S&LD	ID	Oth
	3	2	1	2	0	1

 Management	Government		Government-aided	
	Number	%	Number	%
	555	45.27	671	54.73

Average Performance of Students in Language (%)

Overall	Gender		Area		Management		Social Group			
	Male	Female	Rural	Urban	Govt.	Aided	SC	ST	OBC	GEN
56.05	52.36	59.04	54.24	57.81	55.17	56.78	53.56	33.33	56.81	54.83

Performance on Learning Outcomes (LOs)

Learning Outcomes	Description	Average Performance(%)
L813	Read textual/non-textual materials with comprehension and identifies the details, characters, main idea and sequence of ideas and events while reading	56.05

Range of Performance of Students who Answered Correctly							
Below 30%		30% - 50%		50% - 75%		Above 75%	
Number	%	Number	%	Number	%	Number	%
171	13.95	334	27.24	471	38.42	250	20.39

Lowest Performing Learning Outcomes (LOs)

1 - Read textual/non-textual materials with comprehension and identifies the details, characters, main idea and sequence of ideas and events while reading (56.05)